



WELCOME TO YEAR 4

Dunlop Class: Blaithin & Clara

Jones Class: Kamilah & Roz

Lovelace Class: Theo

Buki, Isabelle, Adele, Tashnim, Nino

WELCOME TO YEAR 4

We will discuss:

- Curriculum
- Homework
- PE
- Lunches
- Communication
- Questions

Year 4 Example Timetable

	8:50 – 9:10	9:10 – 10:10	10:10 – 10:45	10:45 11:00	11:00 – 12:20		12:20 1:20	1:20 – 2:20	2:20- 3:20	3:20 3:30
M	Team Time	Maths	Reading		English	Handwriting		PSHE	Science	Class Book
T	Music Assembly	Maths	Reading		English	Maths Fluency		P.E.	Art	Class Book
W	SLT Assembly	9.10 - 9.55 Spanish PPA	9.55 - 10.45 PE PPA		11-11.50 Music PPA	Levelled Reading		Maths	English	Class Book
TH	Handwriting	Maths	Reading		English	Maths Fluency		R.E.	Computing	Class Book
FR	Sharing Assembly / SC Meeting	Maths	Reading		Humanities			Spelling Check & Lesson	C l a s s B o o k	2:30 Home Time

Year 4 Curriculum

Excavating Egypt



The achievements of an early civilisation – depth study

Autumn

A Spanish Fiesta



Study of a region in a European country. Geographical similarities and differences

Spring

Hackney's History



A local history study

Summer

Autumn Term

Early Civilisations: Excavating Egypt



Who were the Ancient Egyptians, and why is Ancient Egypt considered to be an early civilisation?

Science

States of Matter

Solids, liquids and gases
The Water Cycle

Animals including humans

Digestion, teeth, food chains

History

Overview of Earliest Civilisations

Ancient Sumer; Indus Valley;
Ancient Egypt; The Shang
Dynasty

Depth Study

Ancient Egypt

Computing

E-Safety

Online Identity

Animation

Scratch

Art

Drawing

Egyptian headdress self
portraits

Sculpture

Canopic Jars

PE and Games

Fundamentals

Ball Skills

(Class Teacher)

Netball

Handball

(Sports Coach)

RE

How does the synagogue show
what is important to Jews?

How do those who believe
build a relationship with God?

DT

Mechanisms

Investigate, design, plan,
create, evaluate

PSHE and Citizenship

Self-worth
Reactions
Resilience
Internet Use
Family Changes

Music

Mamma Mia

Glockenspiels



Vivaldi and
Mozart








Spanish

Weather
Clothes
Transport
Things I like to
do

English

Reading, Writing & SPAG



Destination Reader 	
<p>Predicting </p> <ul style="list-style-type: none"> I wonder if I predict I think that I bet that I imagine I think * will happen I think I will learn I think it will be set out The next part will be about 	<p>Inferring </p> <ul style="list-style-type: none"> The word * tells me The part * tells me This makes me think that I think this character because I think the setting is I think the mood is I think the writer's viewpoint is I think this character's viewpoint is
<p>Asking questions?</p> <ul style="list-style-type: none"> Who What When Where I wonder Why How What if Why do you think How do you think How do we know 	<p>Evaluating </p> <p>Language</p> <ul style="list-style-type: none"> The word/phrase * works well because I like the way the author uses * it makes me think about I think it would have read better if It's very clever the way the author uses * because The sentence * has high impact because <p>Organisation</p> <ul style="list-style-type: none"> The text is organised well because The presentation helps the reader because The structure could be improved by
<p>Clarifying </p> <ul style="list-style-type: none"> I think that means I didn't understand What does * mean? I need to reread this part because * is a tricky word so I I didn't understand * so I Let's reread because it didn't make sense. 	<p>Making connections </p> <p>Text to self:</p> <ul style="list-style-type: none"> I know about this because I I've been to / seen I saw a programme about this I can identify with this character because <p>Text to text:</p> <ul style="list-style-type: none"> I think this book is a * (genre) book because This reminds me of * because This is similar to * because This character is similar to * because <p>Text to world:</p> <ul style="list-style-type: none"> This links to This is because
<p>Summarising </p> <ul style="list-style-type: none"> The key idea is The most important ideas are * and I know that because This part is about The headline would be In 10 words The main theme is 	<p>Learning Behaviours</p> <ul style="list-style-type: none"> ❖ Support and actively listen to others ❖ Discuss and explain our ideas ❖ Take responsibility for your own and your group's learning.

Maths – Year 4 Overview



	Week 1	Week 2	Week 3	Week 4	Week 5	Week 6	Week 7	Week 8	Week 9	Week 10	Week 11	Week 12
Autumn	Number Place value				Number Addition and subtraction			Measurement Area	Number Multiplication and division A			Consolidation
Spring	Number Multiplication and division B			Measurement Length and perimeter		Number Fractions				Number Decimals A		
Summer	Number Decimals B		Measurement Money		Measurement Time		Consolidation	Geometry Shape		Statistics	Geometry Position and direction	

Maths

Step 1

Represent numbers to 1,000

Step 2

Partition numbers to 1,000

Step 3

Number line to 1,000

Step 4

Thousands

Step 5

Represent numbers to 10,000

Step 6

Partition numbers to 10,000

Step 7

Flexible partitioning of numbers to 10,000

Step 8

Find 1, 10, 100, 1,000 more or less

Year 4 Multiplication Check

Statutory assessment to be taken by pupils at the end of Year 4 (in June).

- Compulsory since last year
- Online test
- Administered in school
- 25 questions
- 2 to 12 times tables
- 6, 7, 8, 9, and 12 times table come up more often
- TTRS is excellent practice for this



The screenshot shows the 'Multiplication Tables Check' interface on the GOV.UK website. At the top left is the GOV.UK logo, and at the top right is the title 'Multiplication Tables Check'. In the top right corner, it says 'Remaining time: 5'. The main area displays the equation $11 \times 2 =$ followed by an empty rectangular input box. Below the input box is a numeric keypad with buttons for digits 1-9, 0, a backspace key (marked with an 'x'), and an 'Enter' key.

Year 4 Homework



Google Classroom

Reading

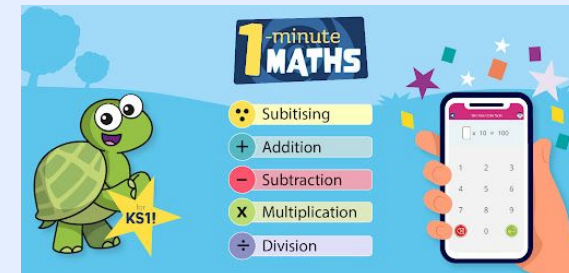


Book bags must be
returned by Tuesday
morning

Spelling

terrible	6	credible	7
legible	6	visible	6
sensible	7	edible	5
horrible	6	reversible	8
possible	6	responsible	10

Maths



Year 4 Homework

To be completed by the end of each term.

Research

Research an aspect of Ancient Egyptian life that really interests you. You might decide to present your information in a booklet or as a poster; it's totally up to you.

Research ideas:


- Daily life
- Entertainment
- Pharaohs
- Pyramids
- Death and the afterlife
- Fashion
- Homes
- Gods and goddesses

Creative

Make an Egyptian artefact.


Some ideas might be:

- A scarab beetle amulet
- A painting in the Egyptian style
- A shabti
- A model of an Egyptian god
- Some Egyptian jewellery
- A pyramid
- The sphinx




Writing

1) Write 3 to 5 facts that you have learnt about Ancient Egypt using hieroglyphs.




2) Using the word Ancient Egypt, create your own acrostic poem.



3) Write a story entitled 'A day in the Life of an Ancient Egyptian.'

Fact file

Write a fact file about Ancient Egypt. Think about the River Nile, the Pyramids, the gods, food and drink, their clothing and the houses.



Drawing

Draw piece of artwork that captures what Ancient Egypt was like.

Things it could include:




- The River Nile
- The housing

Speaking and Listening

Find an image that interest you and prepare a 2-3 minute talk that you would present to your class. You'll even have time to answer any questions that your classmates may have about your chosen image.

Games

Create your own game with an Ancient Egyptian theme. It could be a maths game; a board game; a card game or any game of your choice!

Don't forget to use Maths Whizz regularly.





At least 30 minutes every week!

Home Learning Booklet

Year 4

Autumn Term

Ancient Egypt Civilisation

Children will be invited to bring their project into school towards the end of term to share their learning.

PE Days and PE Kit

Year 4 Classes have **PE** on:

- TUESDAY AND WEDNESDAY**



Please ensure that your child comes to school wearing their PE kit on these days.

**PLEASE LABEL
ALL CLOTHING**

School Lunch



What's for lunch?

Week 2 12 th September	Meat FREE Monday	Tuesday	Wednesday	Thursday	Friday
Main Meal Vegetarian	Singapore Fried Noodles	Vegetarian Pie with Lentils	Vegetable Tagine	Pasta Pesto	Samosas
Main Meal Meat		Cottage Pie	Lamb Tagine	Pasta Bolognese Bake	Breaded Haddock
Accompaniment	Vegetable Spring Rolls		Harissa Couscous		Oven Chips
Hot Vegetable	Savoy Cabbage	Roasted Vegetables	Green Beans	Herbed Carrots	Garden peas
Table Salad/garnish	Prawn Crackers Sweet Chilli	Celery Sticks	Mixed Salad		
Bread			Flat Bread	Garlic Bread	
Dessert	Fruit, Yoghurt, Cheese & Biscuits	Fruit, Yoghurt, Cheese & Biscuits Courgette Sponge	Fruit, Yoghurt, Cheese & Biscuits	Fruit, Yoghurt, Cheese Biscuits Ice cream	Fruit, Yoghurt, Cheese & Biscuits



OR CHOOSE

Baked jacket potato with a choice of fillings.

Option One

Our hot meals are served with seasonal vegetables.
A selection of homemade breads.
Cold dessert of fresh fruit, natural or fruity yoghurt.
Fresh water



Activate Windows
Go to Settings to activate Windows

[Website:](#)
[School Lunch](#)

Menu available on website in 'Parent Information' section




Please book and pay for school lunch via **SCOPAY**

Important Dates

What?	When?
Individual Photos	Tuesday 20 th September
Dunlop Class Assembly Jones Class Assembly Lovelace Class Assembly	Friday 18th November Friday 21st October Spring Term
Parents Evening	Tuesday 15th November & Wednesday 16th November

Communication



<http://www.millfields.hackney.sch.uk/>



Millfields Mag

FRIDAY 28TH JUNE 2019
VIERNES 28 DE JUNIO DE 2019

www.millfields.hackney.sch.uk E-mail: info@millfields.hackney.sch.uk





Hilsea Street
Hackney
E5 0SH
TEL : 020 8985 7898

Millfields Musical Magnificence








It has been another busy week at Millfields, especially for all our cycling community! Lots of the Year 5 children have been taking part in Bikeability lessons — learning how to have a road-worthy bike and how to ride safely on the roads. Well done to all the children who successfully completed the course. Yesterday, 36 of the Year 5 children also took part in Bike Around the Borough — an event that takes place every year! Hundreds of Hackney school children take to the roads for a mass ride around the borough, organised by the Council to provide a chance for students to practice the skills they've learned through national standards cycle training and to help them see how easy it is to travel around Hackney by bike. The riders started at Hackney Downs, travelling from there to Clissold Park, before heading on to London Fields, past Hackney Town Hall and back to Hackney Downs. Then today, many of our Cycling Team have taken part in a sponsored cycle ride — they did the last 10 miles of a 50 mile ride and have so far raised an amazing £1,750. Thanks to all the families and friends who have donated. They had beautiful weather today and cycled up the towpath to Ware. They hope to reach their target of £1950 by the end of today in order to raise money for World Bicycle Relief that will provide 20 bikes for children to ride to school in poorer countries across the world. If you can and would like to help, please click on the link: <https://www.justgiving.com/Millfields50miles>. Thank you so much to parents, Paul and Nicky, who organised the whole thing and to all the parents and staff

Important Dates
Summer Fair Saturday 29th June Sports Week 1st—5th July Safety Awareness Week 8th—12th July London Day 18th July First day of Autumn Term Weds 4th September
Attendance
Week beg: 17th June Our school target: 96.5% Last week: 95.1 % Winning classes: KS1 Brown (98.3%) KS2 Macintosh (99.1%) Well done!
Turk Shop



eruane@millfields.hackney.sch.uk

Assistant Head/Phase Lead for Lower Key Stage 2



kfry@millfields.hackney.sch.uk

SENCO - Special educational needs coordinator



cgreen@millfields.hackney.sch.uk

Senior Admin Officer - Attendance/Admissions

iudeaja@millfields.hackney.sch.uk

Extended School Manager/Clubs

Questions

